

**BORZALINO**  
ITALIAN LUXURY LIVING



SHIFU

# SHIFU

Abbiamo sagomato la morbidezza in soffici moduli geometrici, quindi li abbiamo stretti insieme usando una struttura metallica leggera, composta da pochi semplici tratti affusolati. Braccioli e spalliere sono quindi scorsi volontariamente verso il basso, per abbracciare meglio la loro amata seduta. Una tensione contrastante tra telaio a vista e cuscini che si annulla quindi nello scambio reciproco di forme e contenuti.

**Struttura:** in multistrati di pioppo e legno massello. **Sospensione seduta:** cinghie elastiche incrociate. **Imbottiture:** scocca fissa in poliuretano espanso a quote differenziate di densità 35/40Kg/m<sup>3</sup>. Sedute fisse in poliuretano espanso di densità 30/35Kg/m<sup>3</sup>. **Dettaglio:** ogni elemento che compone il prodotto è finemente arricchito da un bordino in cuoio intrecciato denominato "Safari". **Piedini e decoro bracciolo:** in metallo laccato o trattato galvanicamente.

Si consiglia di arricchire la composizione con i cuscini arredo opzionali suggeriti nelle immagini. Tolleranza +/- 5cm delle dimensioni totali del prodotto.

EN We succeeded in shaping the softness into fluffy geometric modules, then we tightened them together using a lightweight metal structure, made up of a few simple tapered lines. Armrests and backrests were therefore scrolled downwards, to better embrace their beloved seat. A contrasting tension between the visible frame and the cushions that is cancelled out by the mutual exchange of forms and contents.

**Structure:** poplar plywood and solid wood. **Seat springing:** criss-crossed elastic straps. **Fillings:** fixed frame in differentiated density 35/40 Kg/m<sup>3</sup> polyurethane foam. Fixed seat cushions in polyurethane foam density 30/35Kg/m<sup>3</sup>. **Detail:** each element of the product is elegantly embellished with a woven leather piping called "Safari". **Feet and armrest decor:** in lacquered or galvanized metal. It is advisable to embellish the sofa with the optional decorative pillows recommended in the images. Tolerance +/- 5cm of total product dimensions.

FR Nous avons réussi à façonner la douceur en modules géométriques moelleux, puis nous les avons resserrés ensemble à l'aide d'une structure métallique légère, composée de quelques lignes effilées simples. Accoudoirs et dossiers ont donc été enroulés vers le bas, pour mieux embrasser leur siège. Une tension contrastée entre le cadre visible et les coussins qui est annulée par l'échange mutuel de formes et de contenus.

**Structure :** carcasse en multiplis de peuplier et en bois massif. **Suspension d'assise :** sangles élastiques entrecroisées. **Rembourrage :** carcasse fixe en mousse polyuréthane densité 35/40 Kg/m<sup>3</sup>. Coussins d'assise fixes en mousse polyuréthane densité 30/35 Kg/m<sup>3</sup>. **Détail:** chaque élément qui compose le produit est finement enrichi d'un passepoil en cuir tressé appelé "Safari". **Pieds et décor de l'accoudoir:** en métal laqué ou galvanisé.

Il est conseillé d'orner le canapé avec les coussins décoratifs optionnels proposés dans les images. Tolérance +/- 5 cm des dimensions totales du produit.

# BORZALINO

ITALIAN LUXURY LIVING



**sofa 187x102 h 69** / Leather art. WATERFALL col. 42. Trimming Safari col. 413.  
Metal feet and armrest decor finish col. Delabré V3.  
pillow 50x55 fabric art. TAMERICE col. 01, trimming Safari col. 413



**sectional sofa 565x160 h 69** / Fabric art. GERANIO col. 05. Trimming Safari col. 413.  
Metal feet and armrest decor finish col. Anodic Bronze.  
pillow 50x35 fabric art. GERANIO col. 16, trimming Safari col. 413 - pillow 50x55 fabric art. GERANIO col. 01, trimming Safari col. 413

## DETAILS



piedini e decoro bracciolo in metallo  
feet and armrest decor in metal  
pieds et décor de l'accouider in métal



**SAFARI**  
bordino in cuoio intrecciato  
woven leather piping  
passepoil en cuir tressé



# SHIFU

Il divano componibile Shifu è stato concepito per lasciare la massima libertà di progettazione. Oltre ad una ampia gamma di elementi è possibile scegliere se aggiungere o meno uno o due braccioli.

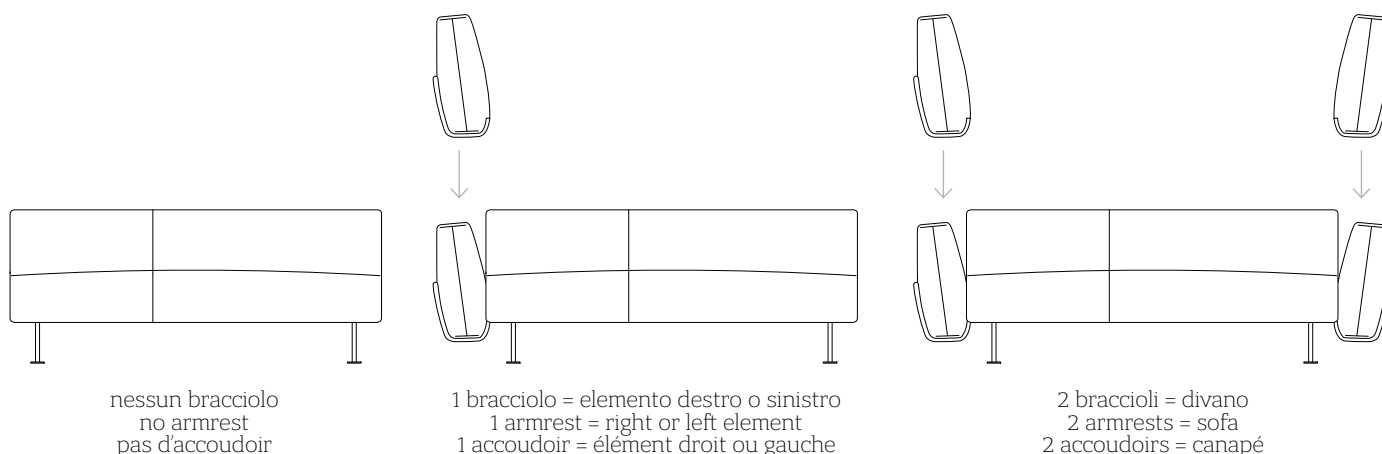
I braccioli si possono aggiungere a tutti gli elementi ad esclusione di:  
pouf, angolo 60° con e senza spalliera e angolo 90° con e senza spalliera.

EN The Shifu sectional sofa has been designed to allow maximum freedom of design. In addition to a wide range of elements, you can choose whether or not to add one or two armrests.

Armrests can be added to all elements except for:  
pouf, 60° corner with and without backrest and 90° corner with and without backrest.

FR Le canapé modulable Shifu a été conçu pour permettre une liberté de configuration maximale. En plus d'une large gamme d'éléments, il est possible de choisir d'ajouter ou non un ou deux accoudoirs.

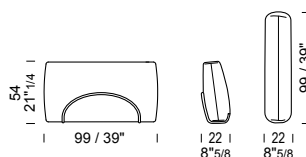
Des accoudoirs peuvent être ajoutés à tous les éléments, à l'exception de :  
pouf, l'angle à 60° avec et sans dossier et l'angle à 90° avec et sans dossier.



99 h 54 - prof/depth/prof 22

**EUShBRAS** /bracciolo SX  
/armrest LHF  
/accoudoir GVF

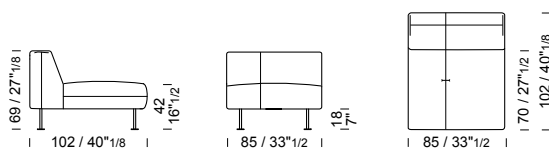
**EUShBRAD** /bracciolo DX  
/armrest RHF  
/accoudoir DVF



# SHIFU

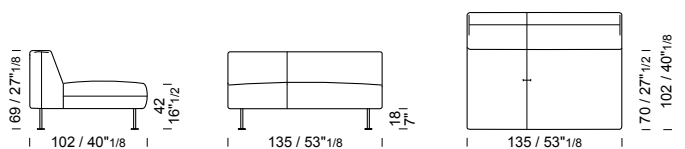
## 85 h 69 - prof/depth/prof 102

EUS85 /centrale  
/seat  
/chauffeuse



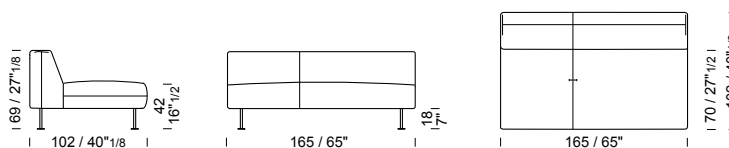
## 135 h 69 - prof/depth/prof 102

EUS135 /centrale  
/seat  
/chauffeuse



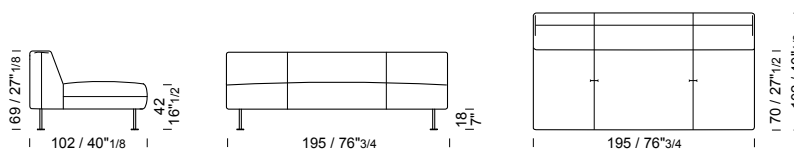
## 165 h 69 - prof/depth/prof 102

EUS165 /centrale  
/seat  
/chauffeuse



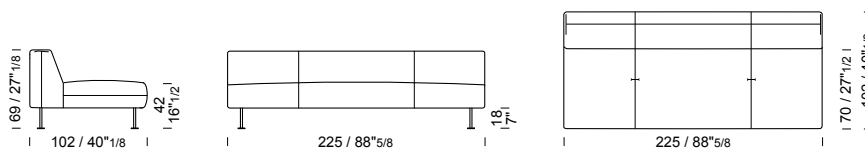
## 195 h 69 - prof/depth/prof 102

EUS195 /centrale  
/seat  
/chauffeuse



## 225 h 69 - prof/depth/prof 102

EUS225 /centrale  
/seat  
/chauffeuse

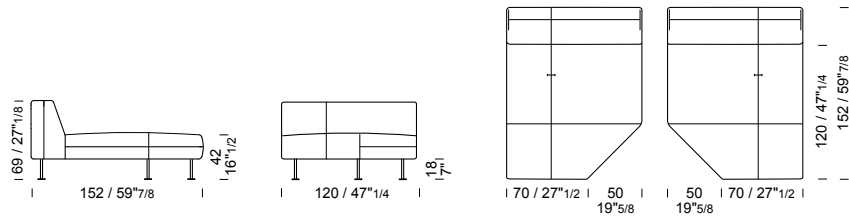


# SHIFU

## 120 h 69 - prof/depth/prof 152

**EUShteLS** /terminale Lounge SX  
/Lounge element LHF  
/Lounge batard GVF

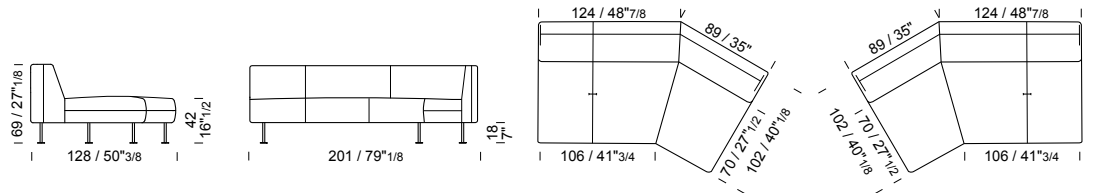
**EUShteLD** /terminale Lounge DX  
/Lounge element RHF  
/Lounge batard DVF



## 201 h 69 - prof/depth/prof 128

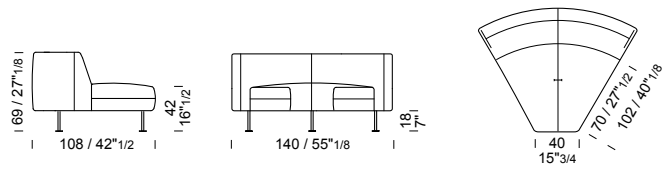
**EUShteAS** /terminale SX  
/element LHF  
/batard GVF

**EUShteAD** /terminale DX  
/element RHF  
/batard DVF



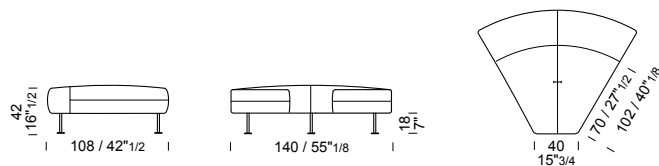
## 140 h 69 - prof/depth/prof 108

**EUShANG6** /angolo 60° con spalliera  
/corner 60° with backrest  
/angle 60° avec dossier

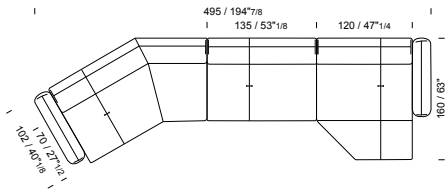


## 140 h 42 - prof/depth/prof 108

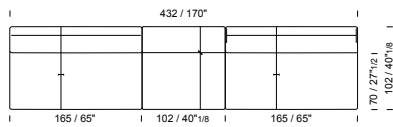
**EUShPAN6** /angolo 60° senza spalliera  
/corner 60° without backrest  
/angle 60° sans dossier



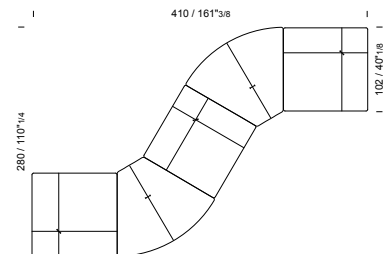

# SHIFU



**sectional sofa 495x160 h 69** / Fabric art. GERANIO col. 12. Trimming Safari col. 326.  
pillow 50x35 double fabric art. GERANIO col. 01+12, trimming Safari col. 326 - pillow  
50x55 fabric art. GERANIO col. 01, trimming Safari col. 326



**sectional sofa 432x102 h 69** / Fabric art. GERANIO col. 17. Trimming Safari col. 325.  
pillow 50x35 fabric art. GERANIO col. 04, trimming Safari col. 325 - pillow 50x55  
fabric art. GERANIO col. 01, trimming Safari col. 325

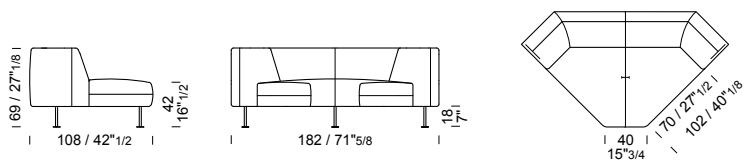


**sectional sofa 410x280 h 69** / Fabric art. GERANIO col. 04. Trimming Safari col. 325.

# SHIFU

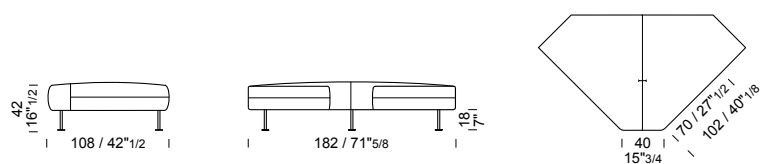
## 182 h 69 - prof/depth/prof 108

**EUShANG9** /angolo 90° con spalliera  
/corner 90° with backrest  
/angle 90° avec dossier



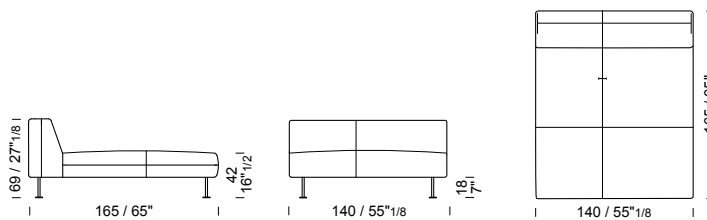
## 182 h 42 - prof/depth/prof 108

**EUShPAN9** /angolo 90° senza spalliera  
/corner 90° without backrest  
/angle 90° sans dossier



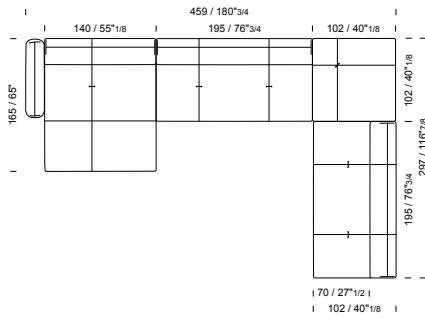
## 140 h 69 - prof/depth/prof 165

**EUShDB40** /day-bed



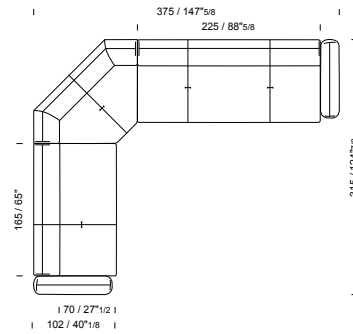




# SHIFU



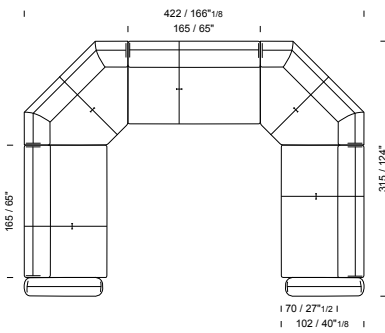
## sectional sofa 459x297 h 69

Fabric art. GERANIO col. 16.  
Trimming Safari col. 716.  
pillow 50x35 fabric art. GERANIO col. 05,  
trimming Safari col. 716 - pillow 50x55 fabric  
art. GERANIO col. 01, trimming Safari col. 716




## sectional sofa 375x315 h 69

Fabric art. GERANIO col. 01. Trimming Safari col. 326.  
pillow 50x35 fabric art. GERANIO col. 12, trimming Safari  
col. 326 - pillow 50x55 fabric art. GERANIO col. 01,  
trimming Safari col. 326



## sectional sofa 422x315 h 69

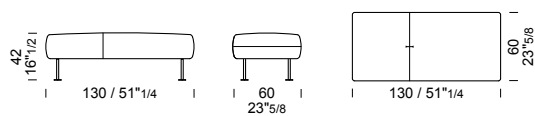
Fabric art. GERANIO col. 11. Trimming Safari col. 716.  
pillow 50x35 fabric art. GERANIO col. 01, trimming  
Safari col. 716 - pillow 50x55 fabric art. GERANIO col.  
01, trimming Safari col. 716



# SHIFU

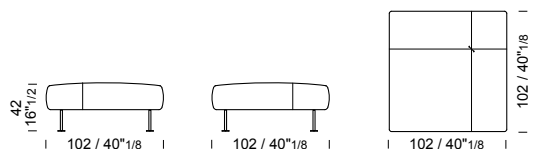
**60 h 42** - prof/depth/prof **130**

**EUSHPANC** /panchetta  
/bench  
/banc



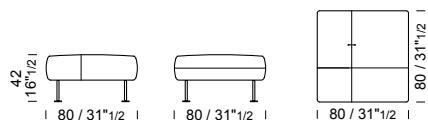
**102 h 42** - prof/depth/prof **102**

**EUSHP102** /pouf  
/pouf  
/pouf



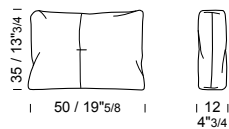
**80 h 42** - prof/depth/prof **80**

**EUSHP80** /pouf  
/pouf  
/pouf



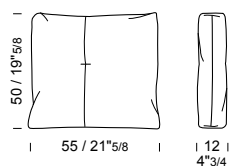
**50 h 35** - prof/depth/prof **12**

**EUSHC50P** /cuscino decorativo  
/pillow  
/coussin déco



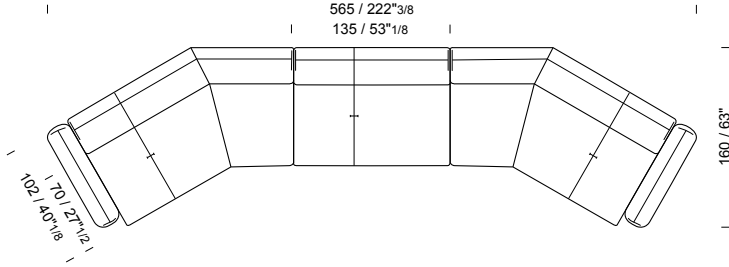
**55 h 50** - prof/depth/prof **12**

**EUSHC55P** /cuscino decorativo  
/pillow  
/coussin déco



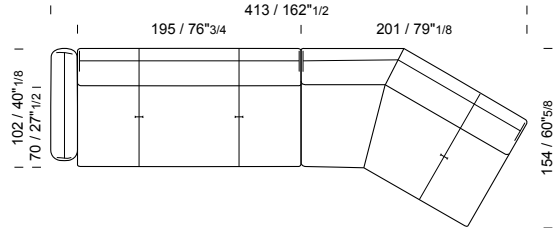
**Composition A**

EUShBRAS  
EUShTEAS  
EUSh135  
EUShTEAD  
EUShBRAD



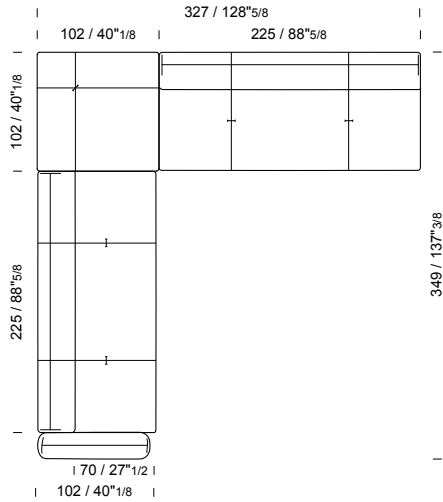
**Composition B**

EUShBRAS  
EUSh195  
EUShTEAD



**Composition C**

EUShBRAS  
EUSh225  
EUShP102  
EUSh225



# METALLO METAL MÉTAL

Fedeli all'idea di una collezione in armonia con il naturale, abbiniamo metalli nelle finiture brunate, satinare, laccate e cromate.

Faithful to the idea of a collection in harmony with the natural, we combine metals in burnished, satin, lacquered and chrome finishes.

Fidèle à l'idée d'une collection en harmonie avec le naturel, nous associons les métaux dans des finitions bruniées, satinées, laquées et chromées.

\* A richiesta con supplemento prezzo

\* On request with surcharge

\* Sur demande avec supplément

## LACCATO OPACO / MATT LACQUERED / LAQUÉ MAT




SAND GOLD

SUNSET COPPER

LACQUERED RAL CODE

## LACCATO LUCIDO / GLOSS LACQUERED / LAQUÉ BRILLANT



GLOSS GREY

GLOSS BLACK

TITANIO

## VERNICE A POLVERE / POWDER COATING / PEINTURE EN POUVRE



YW276I BEIGE

ANODIC BRONZE

YY217E GOLD

SW268JR BRONZE

VULCAN GREY

ANODIC BLACK

Tutte le immagini sono inserite a scopo illustrativo, i colori sono puramente indicativi e possono differire dai toni reali. All images are shown for illustrative purposes, the colors are purely indicative and may differ from the real tones. Toutes les images sont présentées à titre d'illustration, les couleurs vues sur l'écran sont purement indicatives et peuvent différer des tons réels.

# METALLO METAL MÉTAL

## DELABRÉ

Questa finitura asportata a mano, fa in modo che l'artigiano crei ogni volta un pezzo unico. Disponibile in oro unito (V1), bronzo con bordi asportati (V2) oppure bronzo con bordo e superficie asportati (V3).

\* A richiesta con supplemento prezzo

## DELABRÉ

This hand-removed finish ensures that the craftsman creates a unique piece each time. Available in plain gold (V1), bronze with the edge removed (V2) or bronze with the edge and surface removed (V3).

\* On request with surcharge


## DELABRÉ

Cette finition brossé à la main permet à l'artisan de créer une pièce unique à chaque fois. Disponible en or massif (V1), en bronze avec le bord enlevé (V2) ou en bronze avec le bord et la surface enlevés (V3).

\* Sur demande avec supplément

## VERNICIATURA DELABRÉ / DELABRÉ FINISHING / FINITION DELABRÉ

LACCATO OPACO ASPORTATO A MANO / HAND-REMOVED MATT LACQUERED / LAQUÉ MAT BROSSÉ À LA MAIN



DELABRÉ ORO V1 \*

DELABRÉ V2 \*

DELABRÉ V3 \*

## GALVANICA / GALVANIZED / GALVANISATION



CHROME \*

SATIN CHROME \*

Tutte le immagini sono inserite a scopo illustrativo, i colori sono puramente indicativi e possono differire dai toni reali. All images are shown for illustrative purposes, the colors are purely indicative and may differ from the real tones. Toutes les images sont présentées à titre d'illustration, les couleurs vues sur l'écran sont purement indicatives et peuvent différer des tons réels.

COLLEZIONE SAFARI  
SAFARI COLLECTION  
COLLECTION SAFARI



SAFARI  
413



SAFARI  
326



SAFARI  
716



SAFARI  
325

Tutte le immagini sono inserite a scopo illustrativo, i colori sono puramente indicativi e possono differire dai toni reali. All images are shown for illustrative purposes, the colors are purely indicative and may differ from the real tones. Toutes les images sont présentées à titre d'illustration, les couleurs vues sur l'écran sont purement indicatives et peuvent différer des tons réels.